

SESA GOA LIMITED

Sesa Ghor,
20, EDC Complex,
Patto, Panaji, Goa - 403001
Tel: +91-832-2460600
www.sesagoa.com

By *Council of S/G*
[Signature]

08th July, 2011

- 1) Bombay Stock Exchange Limited
Phiroze Jeejeebhoy Towers
Dalal Street
Mumbai 400 001.


- 2) National Stock Exchange of India Limited
Exchange Plaza,
Bandra Kurla Complex,
Bandra East
Mumbai 400 051.

Dear Sirs,

In Compliance of Clause 35 of the Listing Agreement, we enclose herewith shareholding Pattern for the Quarter ended 30/06/2011.

Thanking You,

Yours faithfully,
SESA GOA LIMITED

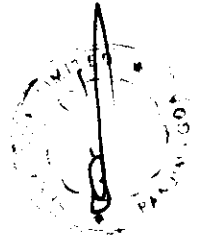


C.D.CHITNIS
SECRETARY & AVP-LEGAL
& COMPLIANCE OFFICER

Encl: as above

By [Signature]

(1)(a) STATEMENT SHOWING SHAREHOLDING PATTERN IN CLAUSE-35			
NAME OF THE COMPANY: SESA GOA LIMITED		Name of the Scrip:	
SCRIP CODE:	500295		
Class of Security:			
QUARTER ENDED:	30/06/2011		
	No. of partly paid-up shares	As a % of total no. of partly paid-up shares	As a % of total no. of shares of the Company.
Partly paid-up shares			
Held by promoter/promoter group	0	0	0
Held by Public	0	0	0
Total:	0	0	0
	No. of outstanding securities	As a % of total no. of outstanding convertible securities.	As a % of total no. of shares of the Company assuming full conversion of the convertible securities
Outstanding convertible securities:			
Held by promoter/promoter group	0	0	0
Held by Public	0	0	0
Total:	0	0	0
	No. of warrants	As a % of total no. of warrants	As a % of total no. of shares of the Company, assuming full conversion of warrants
Warrants:			
Held by promoter/promoter group	0	0	0
Held by Public	0	0	0
Total:	0	0	0
Total paid-up capital of the Company, assuming full conversion of warrants and convertible securities	869101423	0	100.00



CATEGORY CODE	CATEGORY OF SHAREHOLDER	NO OF SHAREHOLDERS (iii)	TOTAL NUMBER OF SHARES (iv)	NO OF SHARES HELD IN DEMATERIALIZED FORM (v)	TOTAL SHAREHOLDING AS A % OF TOTAL NO OF SHARES		SHARES PLEDGE OR OTHERWISE ENCUMBERED		
					AS a PERCENTAGE of (A+B) (vi)	As a PERCENTAGE of (A+B+C) (vii)	NUMBER OF SHARES (viii)	AS a PERCENTAGE AS a PERCENTAGE (ix)=(viii)/(iv)*100	
(i)	(ii)								
(A)	PROMOTER AND PROMOTER GROUP								
(1)	INDIAN								
(a)	Individual /HUF	0	0	0	0.00	0.00	0	0.00	0.00
(b)	Central Government/State Government(s)	0	0	0	0.00	0.00	0	0.00	0.00
(c)	Bodies Corporate	0	0	0	0.00	0.00	0	0.00	0.00
(d)	Financial Institutions / Banks	0	0	0	0.00	0.00	0	0.00	0.00
(e)	Others	0	0	0	0.00	0.00	0	0.00	0.00
	Sub-Total A(1) :	0	0	0	0.00	0.00	0	0.00	0.00
(2)	FOREIGN								
(a)	Individuals (NRIs/Foreign Individuals)	0	0	0	0.00	0.00	0	0.00	0.00
(b)	Bodies Corporate	3	479113619	77617139	55.13	55.13	0	55.13	0.00
(c)	Institutions	0	0	0	0.00	0.00	0	0.00	0.00
(d)	Others	0	0	0	0.00	0.00	0	0.00	0.00
	Sub-Total A(2) :	3	479113619	77617139	55.13	55.13	0	55.13	0.00
	Total A=A(1)+A(2)	3	479113619	77617139	55.13	55.13	0	55.13	0.00
(B)	PUBLIC SHAREHOLDING								
(1)	INSTITUTIONS								
(a)	Mutual Funds /UTI	75	6915902	6911822	0.80	0.80	0	0.80	0.00
(b)	Financial Institutions /Banks	55	14870227	14841507	1.71	1.71	0	1.71	0.00
(c)	Central Government / State Government(s)	0	0	0	0.00	0.00	0	0.00	0.00
(d)	Venture Capital Funds	0	0	0	0.00	0.00	0	0.00	0.00
(e)	Insurance Companies	5	18723543	18619543	2.15	2.15	0	2.15	0.00
(f)	Foreign Institutional Investors	313	212172542	212163742	24.41	24.41	0	24.41	0.00
(g)	Foreign Venture Capital Investors	0	0	0	0.00	0.00	0	0.00	0.00
(h)	Others	0	0	0	0.00	0.00	0	0.00	0.00
	Sub-Total B(1) :	448	252682214	252536614	29.07	29.07	0	29.07	0.00



CATEGORY CODE	CATEGORY OF SHAREHOLDER	NO OF SHAREHOLDERS (iii)	TOTAL NUMBER OF SHARES (iv)	NO OF SHARES HELD IN DEMATERIALIZED FORM (v)	TOTAL SHAREHOLDING AS A % OF TOTAL NO OF SHARES		SHARES PLEDGE OR OTHERWISE ENCUMBERED
					AS a PERCENTAGE of (A+B) (vi)	As a PERCENTAGE of (A+B+C) (vii)	
(i)	(ii)						
(2)	NON-INSTITUTIONS						
(a)	Bodies Corporate	2274	25941756	24563712	2.98	2.98	
(b)	Individuals						
	(i) Individuals holding nominal share capital upto Rs.1 lakh	260962	103400765	81298119	11.90	11.90	
	(ii) Individuals holding nominal share capital in excess of Rs.1 lakh	12	4336087	4336087	0.50	0.50	
(c)	Others						
	NON RESIDENT INDIANS	3458	2063742	2002498	0.24	0.24	
	CLEARING MEMBERS	437	730371	730371	0.08	0.08	
	TRUSTS	22	825075	822995	0.09	0.09	
	FOREIGN BODIES	2	7794	7794	0.00	0.00	
	Sub-Total B(2) :	267167	137305590	113761576	15.80	15.80	
	Total B=B(1)+B(2) :	267615	389987804	366298190	44.87	44.87	
	Total (A+B) :	267618	869101423	443915329	100.00	100.00	
(c)	Shares held by custodians, against which Depository Receipts have been issued						
(1)	Promoter and Promoter Group						
(2)	Public	0	0	0	0.00	0.00	
	GRAND TOTAL (A+B+C) :	267618	869101423	443915329	100.00	100.00	0
							0.00



SESA GOA LIMITED

[Signature]


G. D. CHENTIS
SECRETARY & ADV-LEGAL

[Signature]


STATEMENT SHOWING SHAREHOLDING OF PERSONS BELONGING TO "PROMOTER GROUP"						
(I)(b)	NAME OF THE SHAREHOLDER	TOTAL SHARES HELD		SHARES PLEDGED OR OTHERWISE ENCUMBERED		
		TOTAL SHARES (III)	AS a % OF GRAND TOTAL (A)+(B)+(C) (IV)	PLEDGE SHARES (V)	AS a PERCENTAGE (VI)=(V)/(III)*100	AS a % OF GRAND TOTAL (VII)
1	FINSIDER INTERNATIONAL CO. LTD.	401496480	46.20	0	0.00	0.00
2	WESTGLOBE LIMITED	44343139	5.10	0	0.00	0.00
3	TWINSTAR HOLDINGS LIMITED	33274000	3.83	0	0.00	0.00
	TOTAL :	479113619	55.13	0	0.00	0.00




STATEMENT SHOWING SHAREHOLDING OF PERSONS BELONGING TO "PUBLIC GROUP" HOLDING > 1%			
OF THE TOTAL NUMBER OF SHARES			
SLNO	NAME OF THE SHAREHOLDER	NO OF SHARES	PERCENTAGE
1	FRANKLIN TEMPLETON INVESTMENT FUNDS	85969443	9.89
2	TEMPLETON EMERGING MARKETS INVESTMENT TRUST PLC	20990989	2.42
TOTAL :		106960432	12.31



STATEMENT SHOWING DETAILS OF LOCKED-IN SHARES"			
(i)(d)			
SLNO	NAME OF THE SHAREHOLDER	CAT. CODE	NO OF SHARES
			PERCENTAGE
1	TWINSTAR HOLDINGS LIMITED	FPR	33274000
			3.83
	TOTAL :		33274000
			3.83



STATEMENT SHOWING DETAILS OF DEPOSITORY RECEIPTS (DRS)			
(ii)(a)			
Sr.No.	Type of outstanding DR (ADRs,GDRs,SDRs,etc.)	Number of outstanding DRs	Number of shares underlying outstanding DRs
		0	0
	TOTAL :	0	0
			Shares underlying outstanding DRs as a percentage of total number of shares (i.e., Grand Total (A)+(B)+(C) indicated in Statement at Para(I)(a) above}



Statement showing Holding of Depository Receipts (DRs), where underlying shares held by "Promoter/Promoter group" are in excess of 1% of the total number shares.			
(11)(b)			
Sr.No.	Name of the DR Holder	Type of outstanding DR (ADRs,GDRs,SDRs, etc.)	Number of shares underlying outstanding DRs
			0
TOTAL :			0

